

!deao DC400

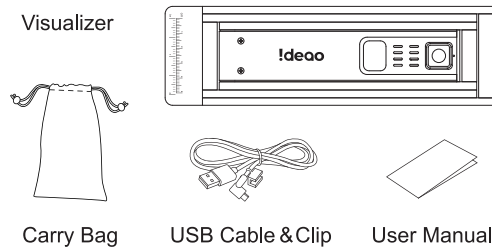
4K Visualizer / Document Camera

Quick Start Guide

DC400, a document camera with built-in mic, is compatible with a variety of software that support UVC & UAC protocol. It works out of the box with most UC software such as Zoom, Google Meet, Microsoft Teams, Skype and more. Ideao's VisualCam software greatly enhances your lessons and presentations by unlocking DC400's extensive features set such as video recording, snapshot, picture-in-picture, whiteboard, and annotation.

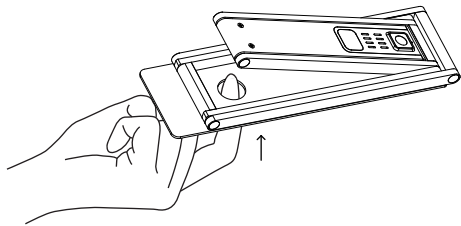
Download Ideao VisualCam :
<https://funtechinnovation.com/software/ideao-visualcam/>

Package Contents

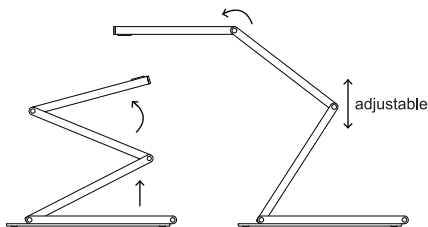


Getting started with DC400

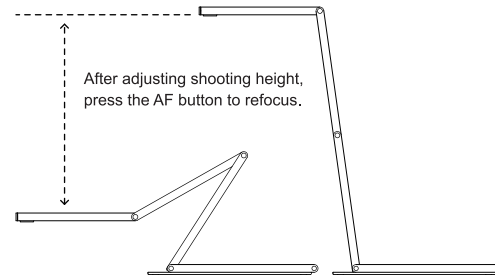
(1) Push a finger through an opening at the base of the DC400 to slightly tilt up the camera.



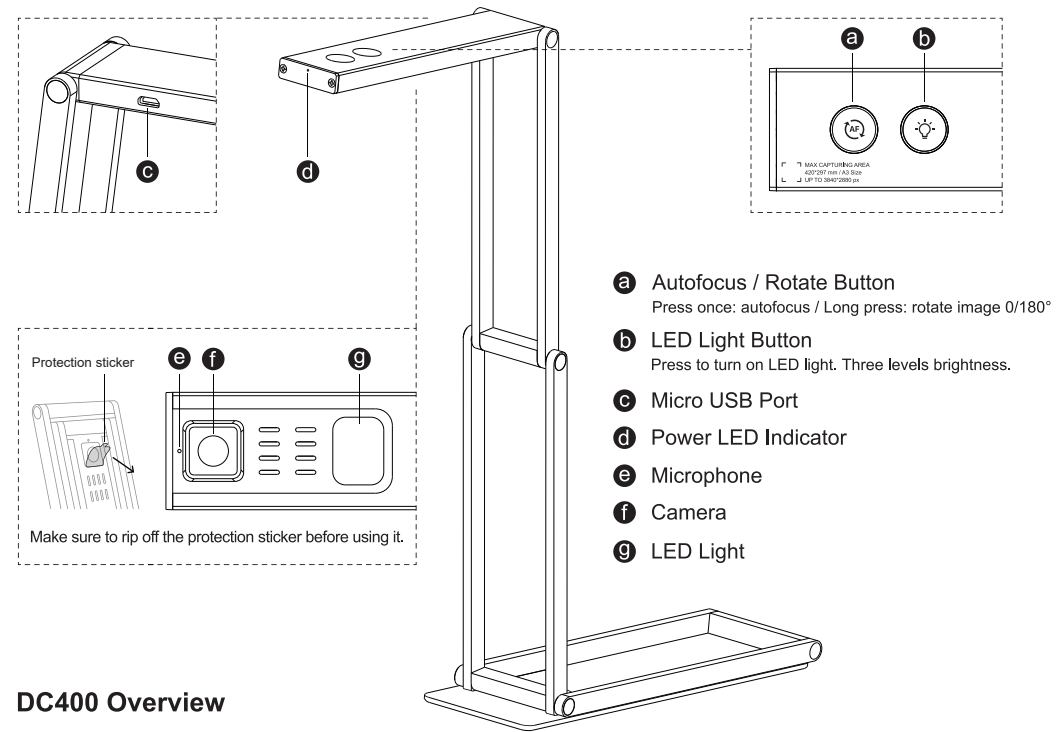
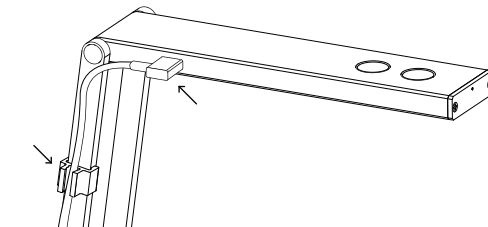
(2) Lift the other side of the arm, then pull and flip the camera head in the sequence and direction indicated by arrows below.



(3) Adjust the camera head until it is horizontal to the shooting surface. Fully extend the arm to capture maximum shooting area of A3.

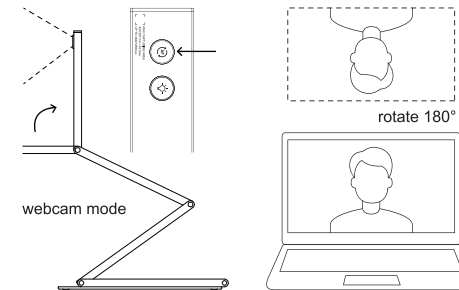


(4) Plug in USB cable and attach the cable organizer to the arm.



DC400 Overview

(5) While using DC400 as a webcam, long press the AF button to rotate the image.



limits are designed to provide reasonable protection against harmful interference in a residential installation. This equipment generates, uses, and can radiate radio frequency energy and, if not installed and used in accordance with the instruction manual, may cause harmful interference to radio communications. However, there is no guarantee that interference will not occur in a particular installation. If this equipment does cause harmful interference to radio or television reception, which can be determined by turning the equipment off and on, the user is encouraged to try to correct the interference by one or more of the following measures:

- Reorient or relocate the receiving antenna.
- Increase the separation between the equipment and receiver.
- Connect the equipment into an outlet on a circuit different from that to which the receiver is connected.
- Consult the dealer or an experienced radio/TV technician for help.

Any changes or modifications not expressly approved by the party responsible for compliance could void the authority to operate equipment. This device and its antenna must not be co-located or operating in conjunction with any other antenna or transmitter. For product available in the USA/Canada market, only channel 1~11 can be operated. Selection of other channels is not possible.

Caution

- Be careful not to pinch your fingers when moving the arm.
- Do not hold the arm or camera head when carrying the product.
- Avoid any impact to the camera head.

Safety Information

Federal Communications Commission (FCC) Statement. This device complies with Part 15 of the FCC Rules. Operation is subject to the following two conditions: (1) this device may not cause harmful interference, and (2) this device must accept any interference received, including interference that may cause undesired operation. This equipment has been tested and found to comply with the limits for a Class B digital device, pursuant to part 15 of the FCC Rules. These

UK	REP	APEX CE SPECIALISTS LIMITED 89 PRINCESS STREET, MANCHESTER, M1 4HT, UK
EC	REP	APEX CE SPECIALISTS LIMITED UNIT 3D NORTH POINT HOUSE, NORTH POINT BUSINESS PARK, NEW MALLOW ROAD, CORK, T23 AT2P, IRELAND

